



**SmartM2M;
Smart Appliances;
Reference Ontology and oneM2M Mapping**

Reference

RTS/SmartM2M-103264v2

Keywordsdata, IoT, M2M, oneM2M, ontology, semantic,
smart appliance**ETSI**

650 Route des Lucioles
F-06921 Sophia Antipolis Cedex - FRANCE

Tel.: +33 4 92 94 42 00 Fax: +33 4 93 65 47 16

Siret N° 348 623 562 00017 - NAF 742 C
Association à but non lucratif enregistrée à la
Sous-Préfecture de Grasse (06) N° 7803/88

Important noticeThe present document can be downloaded from:
<http://www.etsi.org/standards-search>

The present document may be made available in electronic versions and/or in print. The content of any electronic and/or print versions of the present document shall not be modified without the prior written authorization of ETSI. In case of any existing or perceived difference in contents between such versions and/or in print, the only prevailing document is the print of the Portable Document Format (PDF) version kept on a specific network drive within ETSI Secretariat.

Users of the present document should be aware that the document may be subject to revision or change of status. Information on the current status of this and other ETSI documents is available at
<https://portal.etsi.org/TB/ETSIDeliverableStatus.aspx>

If you find errors in the present document, please send your comment to one of the following services:
<https://portal.etsi.org/People/CommiteeSupportStaff.aspx>

Copyright Notification

No part may be reproduced or utilized in any form or by any means, electronic or mechanical, including photocopying and microfilm except as authorized by written permission of ETSI.

The content of the PDF version shall not be modified without the written authorization of ETSI.
The copyright and the foregoing restriction extend to reproduction in all media.

© European Telecommunications Standards Institute 2017.
All rights reserved.

DECT™, **PLUGTESTS™**, **UMTS™** and the ETSI logo are Trade Marks of ETSI registered for the benefit of its Members.
3GPP™ and **LTE™** are Trade Marks of ETSI registered for the benefit of its Members and of the 3GPP Organizational Partners.
GSM® and the GSM logo are Trade Marks registered and owned by the GSM Association.

Contents

Intellectual Property Rights	4
Foreword.....	4
Modal verbs terminology.....	4
1 Scope	5
2 References	5
2.1 Normative references	5
2.2 Informative references.....	5
3 Definitions and abbreviations.....	6
3.1 Definitions	6
3.2 Abbreviations	6
4 Smart Appliances Reference Ontology and Semantics	7
4.1 Introduction and Overview.....	7
4.2 Principles.....	8
4.3 SAREF	10
4.3.1 General Overview	10
4.3.2 Device	12
4.3.3 Function	13
4.3.4 Command.....	15
4.3.5 State	16
4.3.6 Service	16
4.3.7 Profile	17
4.3.8 Measurement, Property and Unit of Measure	18
4.4 Observations about SAREF.....	19
4.5 Extensions of SAREF.....	20
5 Mapping between SAREF and oneM2M Base Ontology	21
5.1 Introduction	21
5.2 Mapping between SAREF and oneM2M Base Ontology.....	21
5.3 Instantiation Rules for Creating the oneM2M Resource Structure.....	23
Annex A (informative): Bibliography.....	24
Annex B (informative): Change History	25
History	26

Intellectual Property Rights

IPRs essential or potentially essential to the present document may have been declared to ETSI. The information pertaining to these essential IPRs, if any, is publicly available for **ETSI members and non-members**, and can be found in ETSI SR 000 314: "*Intellectual Property Rights (IPRs); Essential, or potentially Essential, IPRs notified to ETSI in respect of ETSI standards*", which is available from the ETSI Secretariat. Latest updates are available on the ETSI Web server (<https://ipr.etsi.org/>).

Pursuant to the ETSI IPR Policy, no investigation, including IPR searches, has been carried out by ETSI. No guarantee can be given as to the existence of other IPRs not referenced in ETSI SR 000 314 (or the updates on the ETSI Web server) which are, or may be, or may become, essential to the present document.

Foreword

This Technical Specification (TS) has been produced by ETSI Technical Committee Smart Machine-to-Machine communications (SmartM2M).

Modal verbs terminology

In the present document "**shall**", "**shall not**", "**should**", "**should not**", "**may**", "**need not**", "**will**", "**will not**", "**can**" and "**cannot**" are to be interpreted as described in clause 3.2 of the [ETSI Drafting Rules](#) (Verbal forms for the expression of provisions).

"**must**" and "**must not**" are **NOT** allowed in ETSI deliverables except when used in direct citation.

1 Scope

The present document provides a standardized framework for the Smart Appliances Reference Ontology based on the results of a European Commission Study Group on Smart Appliances ontologies and of a Specialist Task Force on the maintenance and evolution of the Reference Ontology taking into account all the interest of the relevant stakeholders. This Reference Ontology contains recurring concepts that are used in several domains and is a basis for extensions in particular domains.

The present document also defines the equivalent mapping between the Smart Appliances Reference Ontology and the oneM2M Base Ontology.

2 References

2.1 Normative references

References are either specific (identified by date of publication and/or edition number or version number) or non-specific. For specific references, only the cited version applies. For non-specific references, the latest version of the referenced document (including any amendments) applies.

Referenced documents which are not found to be publicly available in the expected location might be found at <https://docbox.etsi.org/Reference>.

NOTE: While any hyperlinks included in this clause were valid at the time of publication, ETSI cannot guarantee their long term validity.

The following referenced documents are necessary for the application of the present document.

[1] European Commission and TNO: "Study on Semantic Assets for Smart Appliances Interoperability", final report, April 2015.

NOTE: Available at <https://sites.google.com/site/smartappliancesproject/deliverables>.

[2] European Commission and TNO: "Smart Appliances REFerence ontology (SAREF)", April 2015.

NOTE: Available at <https://w3id.org/saref#>.

[3] European Commission and TNO: "D-S4 - SMART 2013-0077 - Smart Appliances - Mapping SAREF to short list assets.xlsx", February 2015.

NOTE: Available at <https://sites.google.com/site/smartappliancesproject/documents>.

[4] ETSI TS 118 112: "oneM2M; Base Ontology (oneM2M TS-0012)".

2.2 Informative references

References are either specific (identified by date of publication and/or edition number or version number) or non-specific. For specific references, only the cited version applies. For non-specific references, the latest version of the referenced document (including any amendments) applies.

NOTE: While any hyperlinks included in this clause were valid at the time of publication, ETSI cannot guarantee their long term validity.

The following referenced documents are not necessary for the application of the present document but they assist the user with regard to a particular subject area.

[i.1] ETSI TR 103 411: "SmartM2M Smart Appliances SAREF Extension Investigation".

[i.2] ETSI TS 103 410-1: "SmartM2M; Smart Appliances Extension to SAREF; Part 1: Energy Domain".

- [i.3] ETSI TS 103 410-2: "SmartM2M; Smart Appliances Extension to SAREF; Part 2: Environment Domain".
- [i.4] ETSI TS 103 410-3: "SmartM2M; Smart Appliances Extension to SAREF; Part 3: Building Domain".

3 Definitions and abbreviations

3.1 Definitions

For the purposes of the present document, the following terms and definitions apply:

ontology: formal specification of a conceptualization, used to explicitly capture the semantics of a certain reality

smart appliances: devices, which are used in the household, e.g. for performing domestic work, and which have the ability to communicate with each other and which can be controlled via Internet

NOTE: The following appliances are covered: Home and buildings sensors (temperature, humidity, energy-plugs, energy clams, energy meters, water-flow, water quality, presence, occupancy, air monitors, environmental sensors, CO₂ sensors, weather stations, etc.) and actuators (windows, doors, stores); white goods, as classified by CECED; HVAC (heating, ventilation, and air conditioning), classified by Eu.bac; lighting, with use cases as defined by LightingEurope; micro renewable home solutions (solar panels, solar heaters, wind, etc.).

3.2 Abbreviations

For the purposes of the present document, the following abbreviations apply:

CECED	European Committee of Domestic Equipment Manufacturers
CENELEC	European Committee for Electrotechnical Standardization
DUL	DOLCE+DnS Ultralite
EC	European Commission
eu.bac	European building automation controls association
FAN	Flexible power Alliance Network
FIEMSER	Friendly Intelligent Energy Management Systems in Residential Buildings
HVAC	Heating, Ventilation, and Air Conditioning
Mirabel	Micro-request-based aggregation, forecasting and scheduling of energy demand, supply and distribution
OM	Ontology of units of Measure
oneM2M	oneM2M Partnership Project
OSGi™ DAL	Open Services Gateway initiative Device Abstraction Layer
OWL	Web Ontology Language
SAREF	Smart Appliances REference ontology
SAREF4BLDG	SAREF for Building domain
SAREF4ENER	SAREF for Energy domain
SAREF4ENVI	SAREF for Environment domain
SEP2	Smart Energy Profile 2.0
SSN	Semantic Sensor Network
STF	Specialist Task Force
SUMO	Suggested Upper Merged Ontology
TNO	Netherlands Organisation for Applied Scientific Research
UPnP®	Universal Plug and Play
W3C®	World Wide Web Consortium
WGS84	World Geodetic System 1984

4 Smart Appliances Reference Ontology and Semantics

4.1 Introduction and Overview

A study on "Available Semantics Assets for the Interoperability of Smart Appliances: Mapping into a Common Ontology as a M2M Application Layer Semantics" had been tendered by the European Commission and was carried out by TNO. Parts of the final report of this study [1] are copied to clauses 4.1 to 4.4.

The energy utilization of Smart Appliances can be reduced if they are managed and controlled on a system level. The system needs standardized interfaces to ensure interoperability. Many of the required standards already exist, but a common architecture does not, resulting in a market which is too fragmented and powerless. Therefore, a reference ontology of consensus was designed to cover the needs of all appliances relevant for energy efficiency.

The study consisted of three tasks:

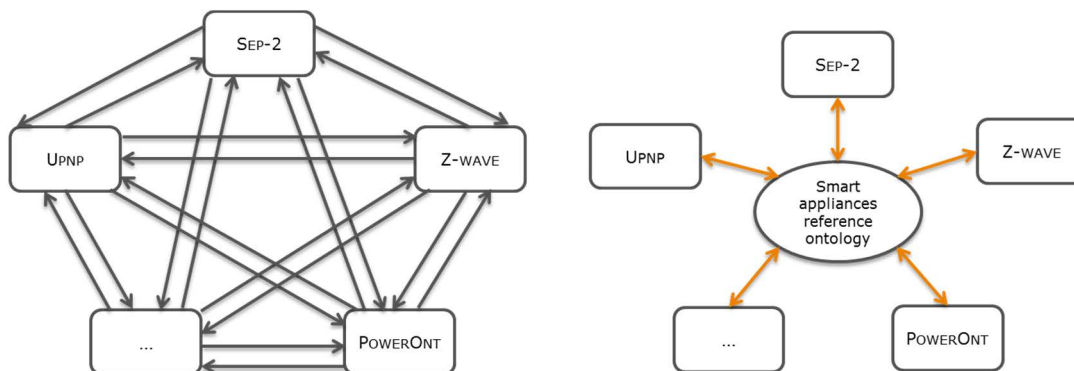
- **Task 1:** Take stock of existing semantic assets and use case assets.
- **Task 2:** Perform a translation exercise of each model (or use case) to a common ontology language and a mapping or matching exercise between all the models.
- **Task 3:** Propose a reference ontology and document the ontology into the ETSI M2M architecture.

NOTE: The ETSI M2M architecture has evolved into the oneM2M architecture, therefore the latter one is the one to be considered.

About 50 different semantic assets (i.e. standards, protocols, data models, ontologies) had been identified that describe various properties of Smart Appliances in residential environments. After translating half of these semantic assets into Web Ontology Language (OWL) (<https://sites.google.com/site/smartappliancesproject/ontologies>), 20 recurring concepts were used as initial building blocks for creating the Smart Appliances Reference ontology (SAREF). For SAREF in OWL, see [2]. The concepts were mapped from the semantic assets to SAREF to allow for translations between different semantic assets.

SAREF explicitly specifies the recurring core concepts in the Smart Appliances domain, the main relationships between these concepts, and axioms to constrain the usage of these concepts and relationships. SAREF is based on the fundamental principles of **reuse and alignment** of concepts and relationships that are defined in existing assets, **modularity** to allow separation and recombination of different parts of the ontology depending on specific needs, **extensibility** to allow further growth of the ontology, and **maintainability** to facilitate the process of identifying and correcting defects, accommodate new requirements, and cope with changes in (parts of) SAREF.

Mappings to other concepts used by different semantic assets allow translation from the reference ontology to specific assets, reducing the effort of translating from one asset to another, since the reference ontology requires one set of mappings to each asset, instead of a dedicated set of mappings for each pair of assets. Figure 1 shows the role of the reference ontology in the mapping by means of sample assets. The mappings of SAREF to various assets are available in [3].



NOTE: UPnP® and Z-Wave® are examples of suitable products available commercially. This information is given for the convenience of users of the present document and does not constitute an endorsement by ETSI of these products.

Figure 1: The role of SAREF in the mapping among different assets

SAREF is based on the following main concepts (in alphabetical order):

- Command (e.g. OnCommand, OffCommand, PauseCommand, GetCommand, NotifyCommand, SetLevelCommand).
- Commodity (e.g. Electricity, Gas, Water).
- Device (e.g. Switch, Meter, Sensor, Washing Machine).
- Function (i.e. Actuating Function, Event Function, Metering Function, Sensing Function).
- Measurement.
- Profile.
- Property (e.g. Energy, Humidity, Light, Motion, Occupancy, Power, Pressure, Price, Smoke, Temperature, Time).
- Service (e.g. Switch On Service).
- State (e.g. On Off State, Open Close State, Start Stop State, Multi Level State).
- Task (e.g. Cleaning, Comfort, Lighting, Safety, Entertainment, Energy Efficiency).
- UnitOfMeasure (e.g. Currency, Energy Unit, Power Unit, Temperature Unit).

4.2 Principles

The Smart Appliances REFerence ontology (SAREF) is conceived as a shared model of consensus that facilitates the matching of existing semantic assets in the smart appliances domain, reducing the effort of translating from one asset to another, since SAREF requires one set of mappings to each asset, instead of a dedicated set of mappings for each pair of assets.

Different semantic assets share some recurring, core concepts, but they often use different terminologies and adopt different data models to represent these concepts. Using SAREF, different assets can keep using their own terminology and data models, but still can relate to each other through their common semantics. In other words, SAREF enables semantic interoperability in the smart appliances domain through its shared, core concepts.

SAREF explicitly specifies recurring core concepts in the smart appliances domain, the main relationships between these concepts, and axioms to constrain the usage of these concepts and relationships. SAREF has been created based on the following fundamental principles:

- **Reuse and alignment** of concepts and relationships that are defined in existing assets. Since a large amount of work was already being done in the smart appliances domain, nothing has been re-invented, but harmonized and aligned what was already there. SAREF is based on the core concepts that were identified as especially relevant to describe the existing semantic assets in the smart appliances domain.

SAREF reuses the following resources:

- based on 20 domain-specific ontologies, e.g. W3C[®] SSN ontology, Echonet, EnOcean[®], SEP2, UPnP[®] (<https://sites.google.com/site/smartappliancesproject/ontologies>);
 - reuse of W3C[®] Time ontology;
 - reuse W3C[®] WGS84 geo positioning vocabulary (through the SAREF4BLDG extension in ETSI TS 103 410-3 [i.4]);
 - reuse of Ontology of units of Measure (OM) individuals.
- **Modularity** to allow separation and recombination of different parts of the ontology depending on specific needs. SAREF provides building blocks that can be combined to accommodate different needs and points of view. The starting point is the concept of **device**, which is actually common to all the semantic assets considered in the study, although some assets may refer to it with different names, such as **resource** or **product**, but mappings for that are provided in [3]. For example, a "switch" is a device. A device is always designed to perform one or more **functions**, therefore, SAREF offers a list of basic functions that can be eventually combined in order to have more complex functions in a single device. For example, the switch mentioned above offers an actuating function of type "on/off function". Each function has some associated **commands**, which can also be selected as building blocks from a list. For example, the "on/off function" is associated with the commands "on", "off" and "toggle". Depending on the function(s) it performs, a device can be found in some corresponding **states** that are also listed as building blocks, so that it is easy and intuitive to combine devices, functions and states. The switch considered in our example can be found in one of the two states "on" or "off". SAREF also provides a list of **properties** that can be used to further specialize the functioning of a device. For example, a "light switch" specializes the more general "switch" described above for the purpose of controlling the "light" property. An extensive explanation of SAREF, its classes and relationships is presented in the next clause.
 - **Extensibility** to allow further growth of the ontology. Different stakeholders can specialize the SAREF concepts according to their needs and points of view, add more specific relationships and axioms to refine the general (common) semantics expressed in the reference ontology, and create new concepts, as long as they explicitly link these extensions to at least one existing concept and/or relationship in SAREF. The minimum requirement is that any extension/specialization shall comply with SAREF. Examples of extensions of SAREF in different domains are SAREF4ENER (energy domain) [i.2], SAREF4ENVI (environment domain) [i.3] and SAREF4BLDG (building domain) [i.4].

Table 1 provides a summary of definitions for the main classes of SAREF.

Table 1: Summary of main SAREF definitions

Concept	Definition
Command	A directive that a device shall support to perform a certain function. A command may act upon a state, but does not necessarily act upon a state. For example, the ON command acts upon the ON/OFF state, but the GET command does not act upon any state, it simply gives a directive to retrieve a certain value. A list of commands that are relevant for the purpose of SAREF is proposed, but this list can be extended.
Commodity	A marketable item for which there is demand, but which is supplied without qualitative differentiation across a market. SAREF refers to energy commodities such as electricity, gas, coal and oil.
Device	A tangible object designed to accomplish a particular task in households, common public buildings or offices. In order to accomplish this task, the device performs one or more functions. For example, a washing machine is designed to wash (task) and to accomplish this task it performs a start and stop function. Devices can be structured in categories (subclasses) that reflect the different domain in which a device is used, e.g. smart appliances domain (subclass FunctionRelated) vs. building domain (subclass BuildingRelated) vs. smart grid domain (subclass EnergyRelated). New categories can be defined, if needed, to reflect other differences, for example different points of view, such as the point of view of the device's user vs. the point of view of the device's manufacturer. A list of devices that are relevant for the purpose of SAREF is proposed, but this list can be extended.
Function	The functionality necessary to accomplish the task for which a device is designed. A device can be designed to perform more than one function. Functions can be structured in categories (subclasses) that reflect different points of view, for example, considering the specific application area for which a function can be used (e.g. light, temperature, motion, heat, power, etc.), or the capability that a function can support (e.g. receive, reply, notify, etc.), and so forth.
Measurement	The measured value made over a property. It is also linked to the unit of measure in which the value is expressed and to the timestamp of the measurement.
Profile	A specification associated to a device to collect information about a certain property or commodity (e.g. Energy or Water) for optimizing its usage in the home/building in which the device is located. The profile is linked a certain property or commodity (saref:isAbout), can be calculated over a time span (saref:hasTime) and can be associated to some costs (saref:hasPrice). An example of a profile is the Power Profile defined in the SAREF4ENER extension (this power profile can be associated to a device for optimizing the energy efficiency in the home/building in which the device is located).
Property	Anything that can be sensed, measured or controlled in households, common public buildings or offices. A list of properties that are relevant for the purpose of SAREF is proposed, but this list can be extended.
Service	A representation of a function to a network that makes the function discoverable, registerable, remotely controllable by other devices in the network. A service can represent one or more functions. A service is offered by a device that wants (a certain set of) its function(s) to be discoverable, registerable, remotely controllable by other devices in the network. A service shall specify the device that is offering the service and the function(s) to be represented.
State	The state in which a device can be found, e.g. ON/OFF/STANDBY, or ONLINE/OFFLINE. A list of states that are relevant for the purpose of SAREF is proposed, but this list can be extended.
Task	The goal for which a device is designed (from a user perspective). For example, a washing machine is designed for the task of washing. A list of tasks that are relevant for the purpose of SAREF is proposed, but this list can be extended.
Unit of Measure	The unit of measure is a standard for measurement of a quantity, such as a saref:Property. For example, Power is a property and Watt is a unit of power that represents a definite predetermined power: when it is said 10 Watt, it is actually meant 10 times the definite predetermined power called "watt". The definition of unit of measure in SAREF refers to the definition of unit of measure in the Ontology of units of Measure (OM). A list of some units of measure that are relevant for the purpose of SAREF is proposed, but this list can be extended, also using some other ontologies rather than the Ontology of units of Measure (OM).

4.3.2 Device

SAREF focuses on the concept of device, which is defined in the context of the Smart Appliances study as "*a tangible object designed to accomplish a particular task in households, common public buildings or offices. In order to accomplish this task, the device performs one or more functions*". Examples of devices are a light switch, a temperature sensor, an energy meter and a washing machine. A washing machine is designed to wash (task) and to accomplish this task it performs a start and stop function. The `saref:Device` class and its properties are shown in Figure 3.

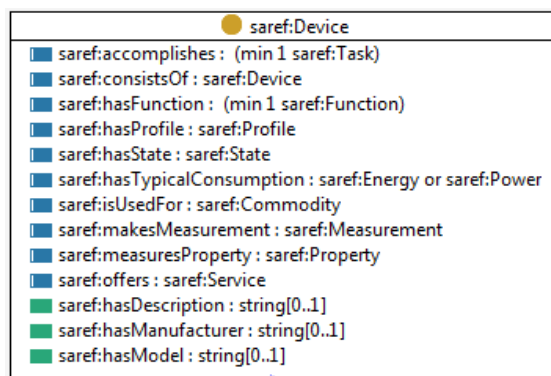


Figure 3: Device class and its properties

A `saref:Device` can have some properties that uniquely characterize it, namely its model and manufacturer (`saref:hasModel` and `saref:hasManufacturer` properties, respectively). Additionally, a description of the device can also be provided (`saref:hasDescription` property). These properties are depicted in Figure 3 using green rectangles that represent **OWL Datatype properties**, which are properties that relate a class (the `Device` class here) to data values, namely a **string** data value in this example. In contrast, **OWL Object properties** are represented using blue rectangles and relate a class to another class. For example, the `saref:hasFunction` object property in Figure 3 relates the `saref:Device` class to the `saref:Function` class..

SAREF is conceived in a modular way in order to allow the definition of any device from pre-defined building blocks, based on the function(s) that the device performs. Therefore, a `saref:Device` shall accomplish at least one function (`saref:hasFunction` min 1 `saref:Function`). Moreover, a `saref:Device` can be used for (`saref:isUsedFor` property) the purpose of offering a commodity, such as `saref:Water` or `saref:Gas`. It can also measure a property, such as `saref:Temperature`, `saref:Energy` and `saref:Smoke`. Moreover, a device may consists of other devices (`saref:consistsOf` property).

Devices can be classified in types (subclasses) that reflect different trends of usage. Note that when analysing the semantic assets in task 1 three main categories have been identified in the context of the Smart Appliances study with focus on:

- 1) devices, sensors and their specification in terms of functions, states and services (function-related category);
- 2) energy consumption information and profiles to optimize energy efficiency (energy-related category); and
- 3) building related data models (building-related category).

Therefore, according to this distinction, it is proposed to classify devices in three main categories that are called `saref:FunctionRelated`, `saref:EnergyRelated` and `saref:BuildingRelated`, respectively. These categories are shown in Figure 4 as subclasses of `saref:Device`.

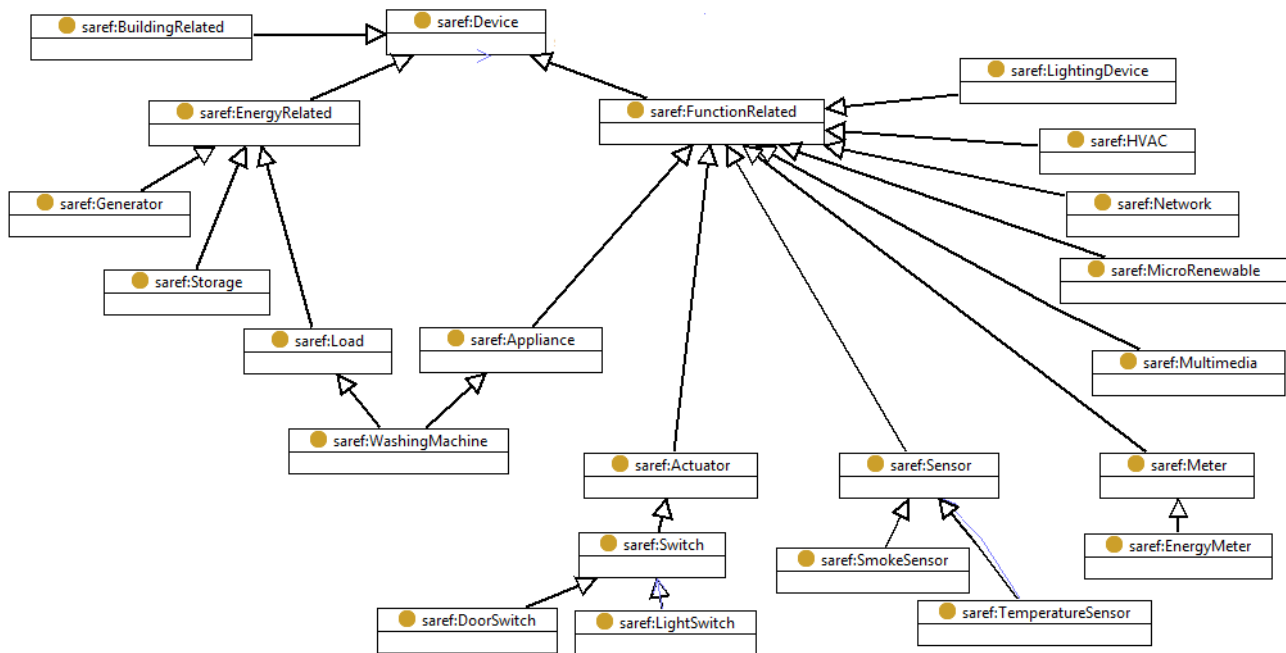


Figure 4: Type of devices

Depending on which category a certain semantic asset focuses, this asset can be assigned to one of the `saref:FunctionRelated`, `saref:EnergyRelated` and `saref:BuildingRelated` categories. For example, Echonet, EnOcean®, OSGi™ DAL, SEP2 and UPnP® could identify their devices with the category `saref:FunctionRelated`, FAN and Mirabel could be assigned to the category `saref:EnergyRelated`, while FIEMSER devices would better fit under the category `saref:BuildingRelated`. Moreover, some assets can belong to several categories, for example, PowerOnt and CENELEC could be assigned to both the `saref:FunctionRelated` and `saref:EnergyRelated` categories. In any case, the assignment of devices provided by specific assets to a certain category is not mandatory and is completely flexible since the asset's owners are free to define a new category as a subclass of `saref:DeviceCategory` that suits better to their point of view.

The same device can belong to different types depending on the point of view that is considered. For example, a washing machine is classified as an "appliance" according to a function-related point of view, but can also be classified as a "load" if considered from an energy-related point of view (note that in this case the `saref:Appliance` and `saref:Load` classes shall not be declared as disjoint, otherwise this will generate a logical inconsistency).

As shown in Figure 4, the function-related point of view is the most used in SAREF and includes type of devices such as actuators (e.g. a `saref:Switch` that can be further specialized in `saref:LightSwitch` and `saref:DoorSwitch`), sensors (e.g. a `saref:SmokeSensor` and `saref:TemperatureSensor`), meters (e.g. `saref:EnergyMeter`) and appliances (e.g. a `saref:WashingMachine`). Note that more types of devices, sensors and actuators exist which can be defined to extend SAREF (the device types in Figure 4 represent only some examples that aim at explaining the rationale behind SAREF). A description of these type of devices is presented in the next clause, in combination with the function that they perform.

4.3.3 Function

A function is represented in SAREF with the `saref:Function` and is defined as *"the functionality necessary to accomplish the task for which a device is designed"*. Examples of functions are the `saref:ActuatingFunction`, `saref:SensingFunction`, `saref:MeteringFunction` and `saref:EventFunction`. The `saref:Function` class and its properties are shown in Figure 5.

In particular:

- The `saref:ActuatingFunction` allows to "transmit data to actuators, such as level settings (e.g. temperature) or binary switching (e.g. open/close, on/off)" and can be divided in different types, such as for example:
 - The actuating function of type `saref:OnOffFunction` allows to "switch on and off an actuator". This function allows the commands `saref:OnCommand`, `saref:OffCommand` and `saref:ToggleCommand`.
 - The actuating function of type `saref:LevelControlFunction` allows to "do level adjustments of an actuator in a certain range (e.g. 0%-100%), such as dimming a light or set the speed of an electric motor". This function allows the commands `saref:SetLevelCommand` (which can be of type `saref:SetAbsoluteLevel` or `saref:SetRelativeLevel`), `saref:StepUpCommand` and `saref:StepDownCommand`.
- The `saref:SensingFunction` allows to "transmit data from sensors, such as measurement values (e.g. temperature) or sensing data (e.g. occupancy)". This function allows the command `saref:GetCommand`.
- The `saref:MeteringFunction` allows to "get data from a meter, such as current meter reading or instantaneous demand". This function allows the commands `saref:GetCurrentMeterValueCommand`, `saref:GetMeterDataCommand`, `saref:GetMeterHistoryCommand`.
- The `saref:EventFunction` allows to "notify another device that a certain threshold value has been exceeded". This function allows the command `saref:NotifyCommand`.

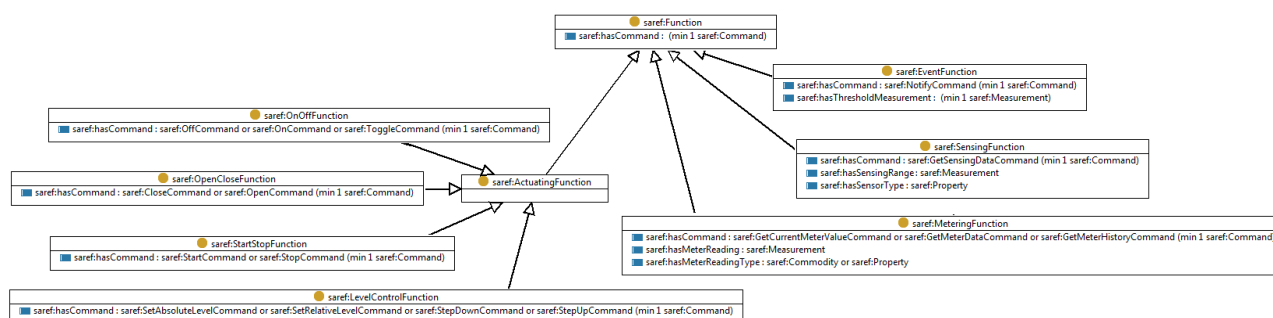


Figure 5: Function class

In order to show how these functions shall be used, some examples of devices and their functions are defined in SAREF as follows:

- a washing machine is a device of type `saref:Appliance`, accomplishes the task `saref:Washing` and performs an actuating function of type `saref:StartPauseFunction`. Note that from an energy related perspective, a washing machine also belongs to the category `saref:Load`. This shows the flexibility of SAREF that allows the same device to be classified in different ways without creating inconsistencies;
- a sensor is a device of type `saref:Sensor` and performs a `saref:SensingFunction`;
- a temperature sensor is a device that consists of a sensor, is of type `saref:Sensor`, performs the `saref:SensingFunction` and measures a property of type `saref:Temperature`;
- a smoke sensor is a device that consists of a sensor, is of type `saref:Sensor`, performs the `saref:SensingFunction` (to measure a property of type `saref:Smoke`) and `saref:EventFunction` (to notify that a certain threshold has been exceeded);
- a switch is a device that is of type `saref:Actuator` and performs an actuating function of type `saref:OnOffFunction` or `saref:OpenCloseFunction`;

- a door switch is a device that consists of a switch, is of type `saref:Actuator`, performs the `saref:OpenCloseFunction` and is used for the purpose of controlling a building object such as a door;
- a dimmer lamp is a device that is of type `saref:LightingDevice` and `saref:Actuator`, performs an actuating function of type `saref:LevelControlFunction` and measures a property of type `saref:Light`;
- a meter is a device that is of type `saref:Meter` and performs a `saref:MeteringFunction`;
- an energy meter is a device that consists of a meter, is of type `saref:Meter`, performs the `saref:MeteringFunction` and measures the `saref:Energy` property.

4.3.4 Command

A `saref:Function` shall have at least one command associated to it (`saref:hasCommand` min 1 `saref:Command`). Figure 6 shows the list of commands currently available in SAREF. This list is used here for illustration purposes and can be extended with new commands.

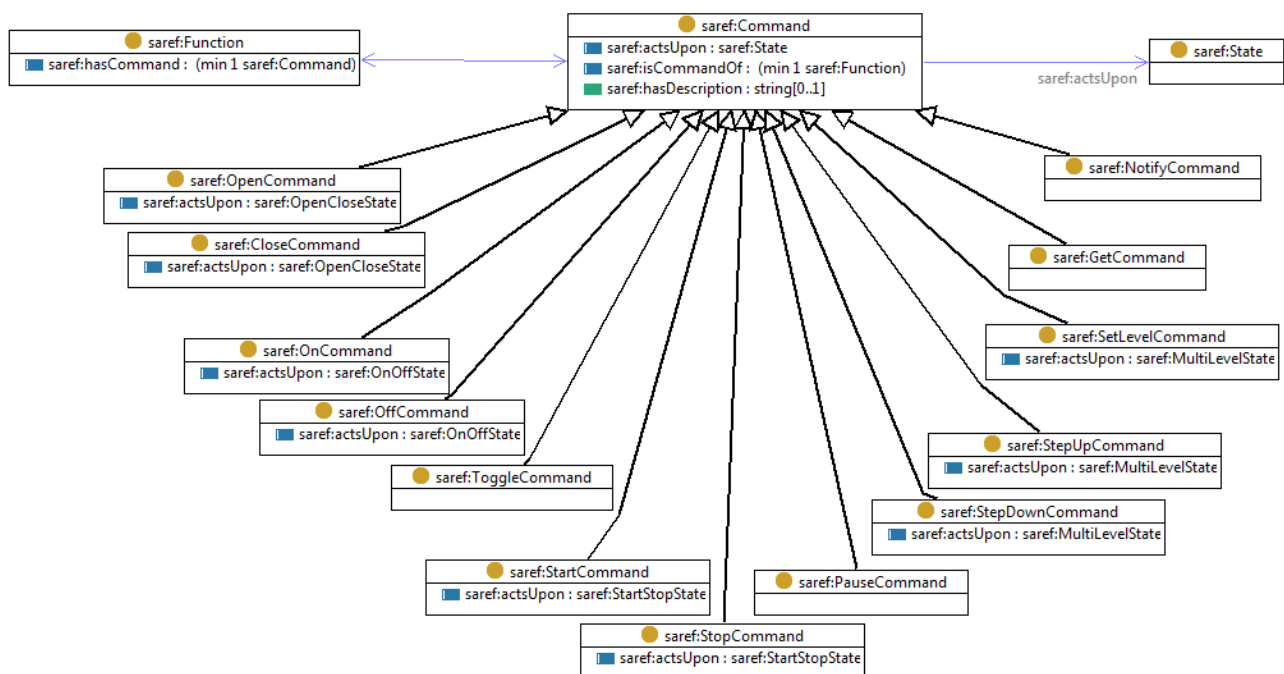


Figure 6: Command class

For example:

- The commands `saref:OnCommand`, `saref:OffCommand` and `saref:ToggleCommand` are associated to the function `saref:OnOffFunction`.
- The commands `saref:SetLevelCommand` (which can be of type `saref:SetAbsoluteLevel` or `saref:SetRelativeLevel`), `saref:StepUpCommand` and `saref:StepDownCommand` are associated to the function `saref:LevelControlFunction`.
- The command `saref:GetCommand` is associated to the function `saref:SensingFunction`.
- The commands `saref:GetCurrentMeterValueCommand`, `saref:GetMeterDataCommand`, `saref:GetMeterHistoryCommand` are associated to the function `saref:MeteringFunction`.
- The command `saref:NotifyCommand` is associated to the function `saref:EventFunction`.

Figure 6 further shows that a command can act upon a state (`saref:actsUpon` relation) to represent that the consequence of a command can be a change of state of the device. Note that a command may act upon a state, but does not necessarily act upon a state. For example, the `saref:OnCommand` acts upon the `saref:OnOffState`, but the `saref:GetCommand` does not act upon any state, since it only gives a directive to retrieve a certain value.

4.3.5 State

Depending on the function(s) it performs, a device can be found in a corresponding `saref:State`, as shown in Figure 7. For example, a switch can be found in the `saref:OnOffState`, which is further specialized in `saref:OnState` and `saref:OffState`. Note that SAREF is not restricted to binary states such as the `saref:OnOffState`, but allows to define also n-ary states (see, for example, the `saref:MultiLevelState` class). Figure 7 further shows the example of a light switch that can be found in the `saref:OnOffState` upon which the `saref:OnCommand` and `saref:OffCommand` shall act.

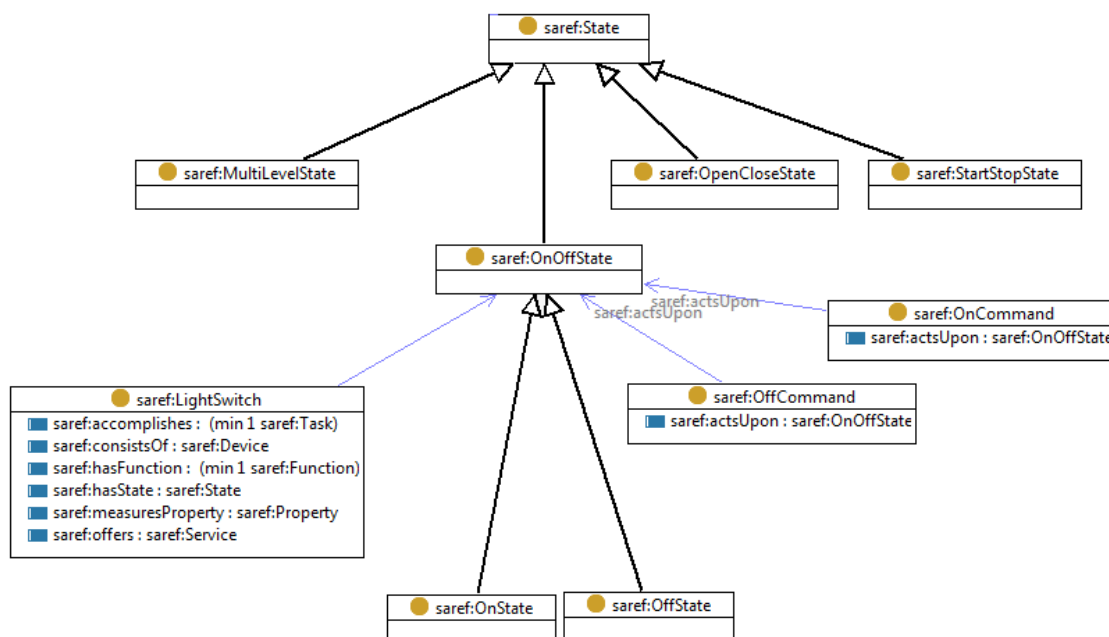


Figure 7: State class

4.3.6 Service

Figure 8 shows that a device offers a service (the `saref:Service` class), which is a representation of a function to a network that makes this function discoverable, registerable and remotely controllable by other devices in the network. A service shall represent at least one function (`saref:represents min 1 saref:Function`) and is offered by at least one device that wants (a certain set of) its function(s) to be discoverable, registerable and remotely controllable by other devices in the network (`saref:isOfferedBy min 1 saref:Device`). Multiple devices can offer the same service. A service shall specify the device that is offering the service and the function(s) to be represented.

For example, a light switch can offer the service of remotely switching the lights in a home through mobile phone devices that are connected to the local network (`saref:SwitchOnService` class). This "remote switching" service represents the `saref:OnOffFunction` previously described.

Note that the concept of service is further elaborated in the oneM2M Base Ontology [4], to which the reader is referred in order to model the details of a service that are out of the scope of SAREF.

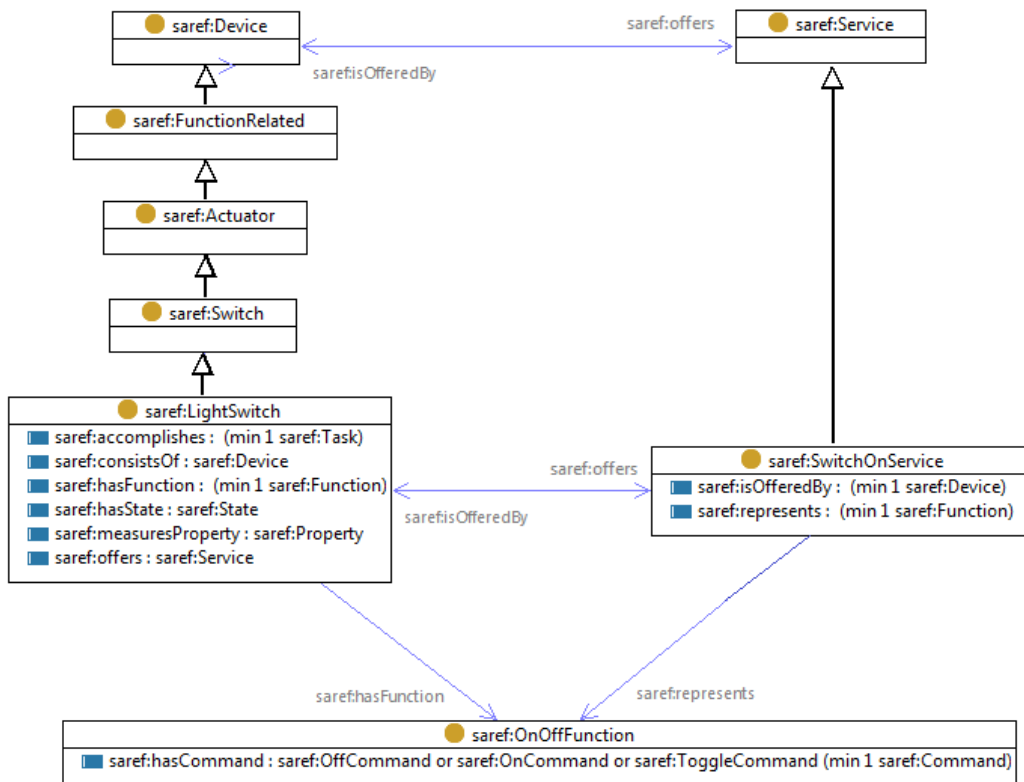


Figure 8: Service class

4.3.7 Profile

A device in SAREF can be further characterized by a profile. Figure 9 shows the `saref:Profile` class and its properties. A profile is a specification associated to a device to collect information about a certain property or commodity (e.g. energy or water) for optimizing its usage in the home/building in which the device is located. Therefore, a profile is linked a certain property or commodity (using the `saref:isAbout` property), can be calculated over a time span (using the `saref:hasTime` property) and can be associated to some costs (using the `saref:hasPrice` property). A specialization of a profile is the Power Profile defined in the SAREF4ENER extension in ETSI TS 103 410-1 [i.2] (this power profile can be associated to a device for optimizing the energy efficiency in the home/building in which the device is located).

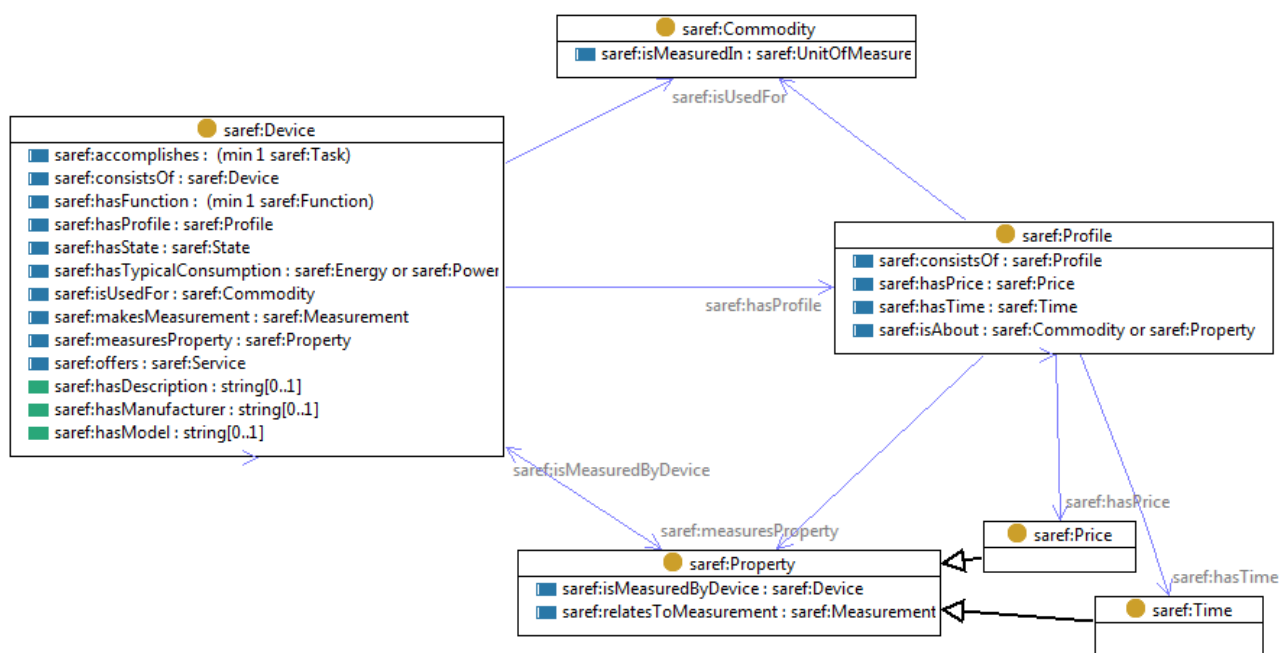


Figure 9: Profile class

4.3.8 Measurement, Property and Unit of Measure

The classes `saref:Measurement`, `saref:Property` and `saref:UnitOfMeasure` allow to relate different measurements from a given device for different properties measured in different units, i.e. the `saref:Measurement` class describes a measurement of a physical quantity (using the `saref:hasValue` property) for a given `saref:Property` and according to a given `saref:UnitOfMeasure`. In this way, it is possible to differentiate between properties and the measurements made for such properties, and to store measurements for a concrete property in different units of measurement. Furthermore, a timestamp can be added (using the `saref:hasTimeStamp` property) to identify when the measurement applies to the property, which can be used either for single measurements or for series of measurements (e.g. measurement streams). Figure 10 shows that a `saref:Device` can measure a `saref:Property`, which in turn relates to a `saref:Measurement`, which in turn is measured in a given `saref:UnitOfMeasure`. Note that it is possible to follow also the inverse direction in which a `saref:Device` makes a measurement in a certain unit of measure (using the `saref:makesMeasurement` property), and this measurement can be related to a `saref:Property` (using the `saref:relatesToProperty` property).

As an example, the `saref:Power` and `saref:Energy` classes in Figure 10 can be related to a certain measurement value (using the `saref:hasValue` property), which is measured in a certain unit of measure i.e. Kilowatt for power (`saref:PowerUnit`) and Kilowatt_Hour for energy (`saref:EnergyUnit`). Analogously, the `saref:Price` class can be related to a certain measurement value that is measured using a certain `saref:Currency`, which is a subclass of the `saref:UnitOfMeasure` class.

The `saref:Time` class allows to specify the "time" concept in terms of temporal entities (i.e. instants or intervals) according to the existing W3C[®] Time ontology that was imported in SAREF to avoid defining this concept from scratch. In Figure 10, it is referred to W3C[®] Time ontology with the `time:` prefix in order to distinguish from the classes and properties of SAREF, which are referred to using the `saref:` prefix.

NOTE: W3C[®], EnOcean[®] and OSGi[™] are examples of suitable products available commercially. This information is given for the convenience of users of the present document and does not constitute an endorsement by ETSI of these products.

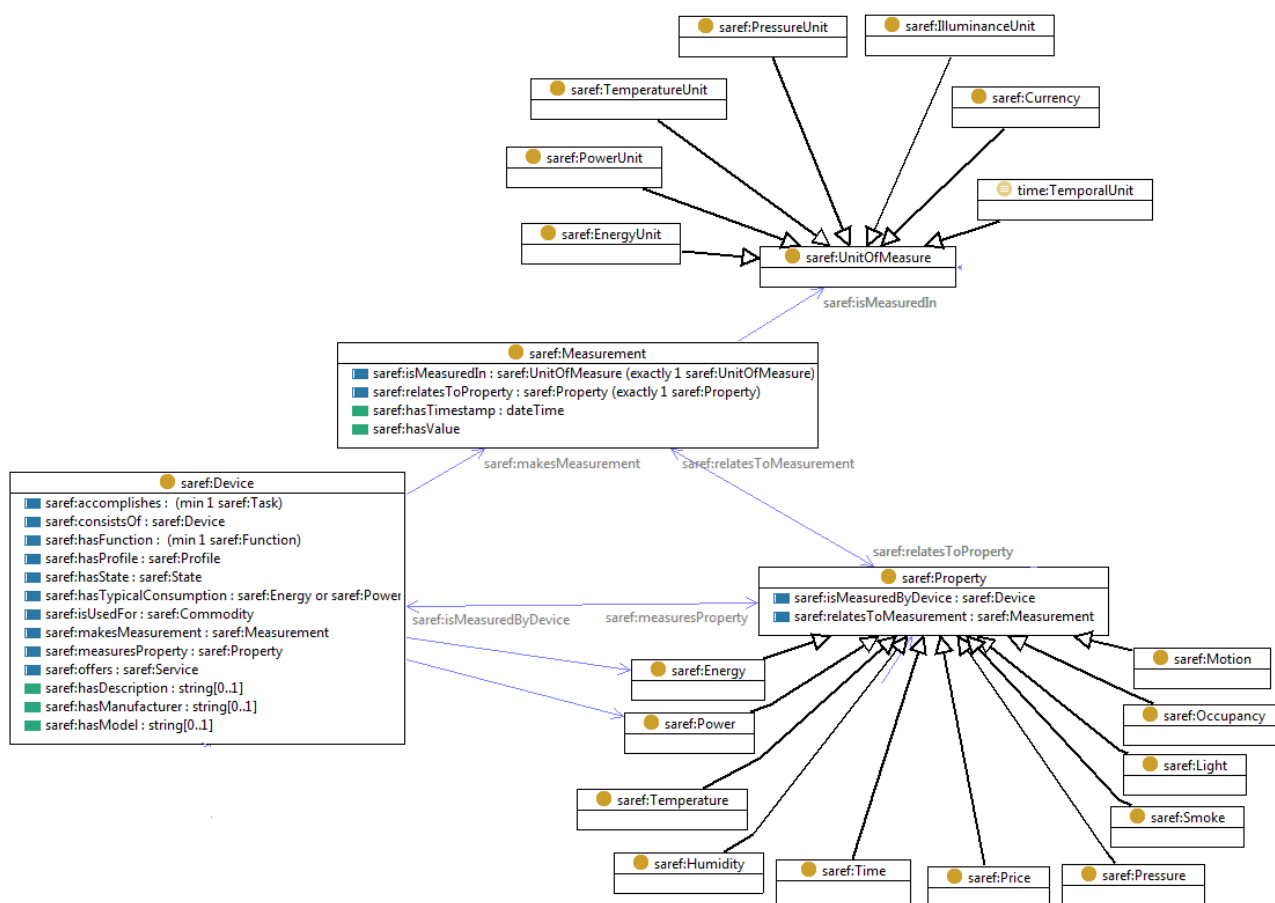


Figure 10: Time class

4.4 Observations about SAREF

The present document does not include the examples of devices built using SAREF. Some examples can be found in the ETSI TR 103 411 [i.1].

SAREF was created in 2014/2015 by TNO in a study requested by the European Commission. After finishing the study, SAREF was transformed into a Technical Specification by ETSI SmartM2M and published in November 2015. In 2016, ETSI SmartM2M requested a Specialist Task Force (STF) to identify and create possible extensions of SAREF, and provide input to update SAREF according to the requirements collected from the stakeholders that have used SAREF since its first release in April 2015. The present document describes the new release of SAREF (SAREF 2.0), which incorporates the feedback both from the STF that created the first SAREF extensions, and the stakeholders that provided their input for improving SAREF. This feedback can be found in the ETSI TR 103 411 [i.1] and has been used to create the new release of SAREF. A summary of the most relevant changes made in SAREF 2.0 is provided in annex B.

SAREF currently does not contain explicit references to upper ontologies such as DUL or SUMO. The use of upper ontologies is a best practice in ontology engineering, but the smart appliances industry - main user of SAREF - is very pragmatic and is not acquainted with high-level upper ontologies. Introducing DUL would have unnecessarily complicated the understanding and, consequently, the adoption of SAREF by the smart appliances industry. Anyway, SAREF has been built on a solid ontological foundation and can be related to DUL, but this is not done at this early stage of SAREF in order not to confuse the smart appliances industry's users. Furthermore, SAREF currently has mappings to the W3C[®] SSN ontology, which is in turn related to DUL. Therefore, SAREF currently includes an indirect reference to DUL through the W3C[®] SSN ontology.

The scope of the first release of SAREF created in 2014/2015 by TNO in the study requested by the European Commission was limited to an indoor managed domain, such as a building managed by a building manager or an apartment managed by a user. This scope also included the outdoor premises that belong to the considered indoor managed domain, in other words, a pergola that is part of the building is also within the scope, as well as a sensor located under that pergola. Note that the smart city domain was not originally considered, i.e. if the same sensor that is under the pergola is also in a street, then the sensor in the street was out of the scope of SAREF. However, since in principle the sensor in the street can be also defined using the SAREF definition of device, it is possible to create extensions of SAREF also for outdoor domains (e.g. smart cities), as it was done in the SAREF4ENVI extension in ETSI TS 103 410-2 [i.3] for the environment domain that considers sensors in a city, such as photometers (to monitor light pollution) and lampposts (whose light intensity can be adjusted due to high pollution).

4.5 Extensions of SAREF

SAREF is the reference ontology for smart appliances and contains recurring concepts that are used in several domains. SAREF has a close relation with the oneM2M Base Ontology, for which a mapping is defined in clause 5. As smart appliances are not restricted to only one domain, it is possible that specific concepts for a certain domain are not part of SAREF. To be able to handle these additional concepts and provide different domains with a proper ontology that reflects the specific needs of that domain, extensions to SAREF should be created. Figure 11 shows SAREF as the upper model to be used as basis for creating extensions in different domains, which are represented as triangles generating from the upper model and specializing core concepts from SAREF. Each domain can have one or more extensions, depending on the complexity of the domain and the different needs. Extensions of SAREF have been created for the Energy, Environment and Building domains and are highlighted in Figure 11. For more detail about these extensions, see SAREF4ENER in ETSI TS 103 410-1 [i.2], SAREF4ENVI in ETSI TS 103 410-2 [i.3] and SAREF4BLDG in ETSI TS 103 410-3 [i.4]. Other extensions can be created for new domains and, if needed, also for the same domains for which extensions already exist. Figure 11 further depicts the equivalence of some concepts between SAREF and the oneM2M Base Ontology.

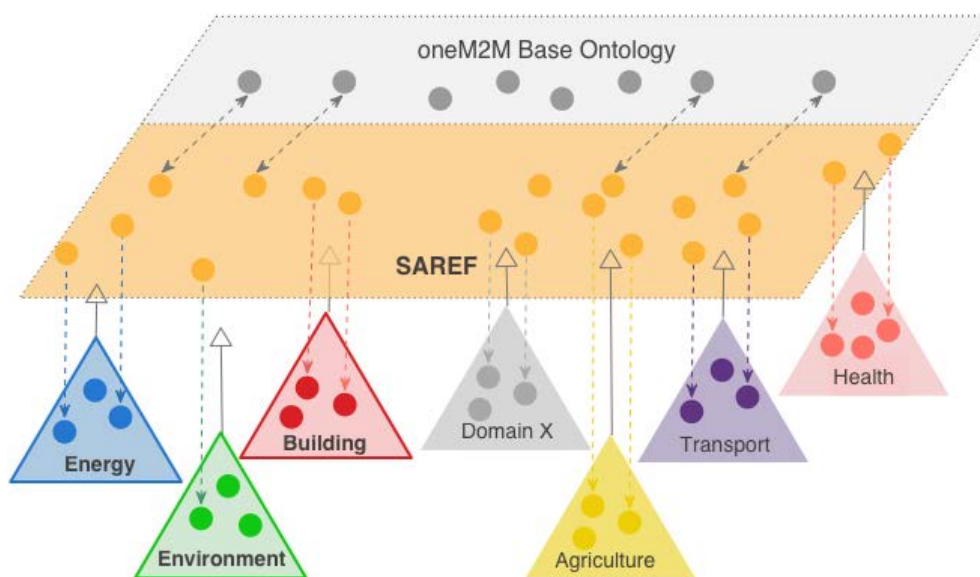


Figure 11: SAREF and its extensions

5 Mapping between SAREF and oneM2M Base Ontology

5.1 Introduction

In ETSI TS 118 112 [4], oneM2M has created a base ontology that describes key classes, relations and properties that are relevant for enabling semantic functionalities within oneM2M systems, as well as enabling interoperability between applications and interworking with existing non-oneM2M technologies. The approach is that given a semantic description of instances according to the oneM2M Base Ontology, a oneM2M resource structure can be automatically created.

General oneM2M resources are created for those ontology instances that are related to functions, e.g. creating an Application Entity resource for a device like a washing machine and creating containers, e.g. for storing the status of the washing machine. They will enable application interactions and thus concern dynamic aspects. Other, more static aspects like the manufacturer of a device will be stored in special semantic descriptor resources that are attached to general oneM2M resources, e.g. there is oneM2M resource representing a device which has a semantic descriptor resource attached that contains semantic information related to the device, e.g. the manufacturer. Such a semantic descriptor resource also contains information concerning the relation to other resources, e.g. operations that can be executed.

A two-step approach for the mapping of SAREF instances to oneM2M resources is used. In the first step, key SAREF classes are mapped to oneM2M Base Ontology classes by defining relations between the SAREF and the oneM2M classes. In the second step, instances modelled according to those SAREF classes for which such a definition exists, are also automatically modelled according to the corresponding oneM2M Base Ontology classes. In the second step, the oneM2M instantiation rules are applied to those instances of SAREF classes that are derived from oneM2M classes. Not all SAREF classes can be mapped to base ontology classes as SAREF models certain aspects that are closely related to the smart appliance application domain and the base ontology is meant to be agnostic to specific application domains. If no equivalent oneM2M Base Ontology classes exist, e.g. for `saref:Commodity`, the respective SAREF instances are stored together with SAREF instances with which they are connected through an object property and which are mapped to the oneM2M Base Ontology.

5.2 Mapping between SAREF and oneM2M Base Ontology

Figure 12 shows the mapping between SAREF and the oneM2M Base Ontology. Relationships based on `owl:equivalentClass` and `owl:equivalentProperty` are considered to link the key classes and object properties of SAREF and the oneM2M Base Ontology. These are needed to be able to apply the oneM2M instantiation rules to the semantic description of entities that are described according to SAREF.

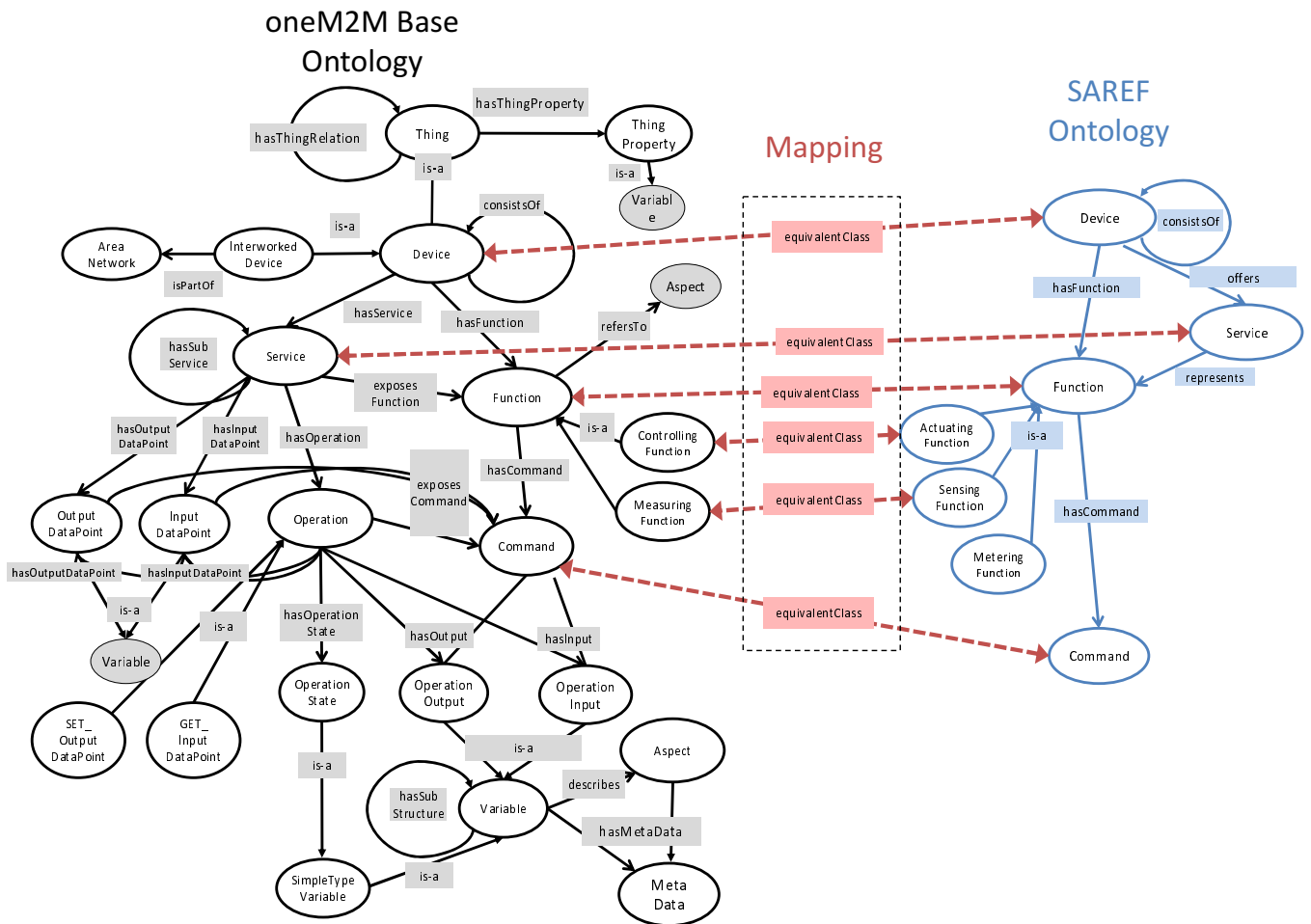


Figure 12: Mapping between SAREF and the oneM2M Base Ontology

Table 2 shows which SAREF class is mapped to which oneM2M class (and vice-versa). As a result, all oneM2M instantiation rules defined for the oneM2M class can also be applied to the instance of the respective SAREF class, and oneM2M instances can be discovered from SAREF when querying for devices, functions, commands and services.

Table 2: Mapping of SAREF classes and oneM2M Base Ontology classes

SAREF	Mapping	oneM2M Base Ontology
saref:Device	owl:equivalentClass	oneM2M:Device
saref:Service	owl:equivalentClass	oneM2M:Service
saref:Function	owl:equivalentClass	oneM2M:Function
saref:SensingFunction	owl:equivalentClass	oneM2M:MeasuringFunction
saref:ActuatingFunction	owl:equivalentClass	oneM2M:ControllingFunction
saref:Command	owl:equivalentClass	oneM2M:Command

Table 3 shows which SAREF object property is mapped to which oneM2M object property.

Table 3: Mapping of SAREF object properties and oneM2M Base Ontology object properties

SAREF	Mapping	oneM2M
saref:offers	owl:equivalentProperty	oneM2M:hasService
saref:hasFunction	owl:equivalentProperty	oneM2M:hasFunction
saref:represents	owl:equivalentProperty	oneM2M:exposesFunction
saref:hasCommand	owl:equivalentProperty	oneM2M:hasCommand
saref:consistsOf	owl:equivalentProperty	oneM2M:consistsOf

5.3 Instantiation Rules for Creating the oneM2M Resource Structure

The Smart Appliances oneM2M Mapping shall follow the instantiation rules defined in clause 7 of ETSI TS 118 112 [4].

Annex A (informative): Bibliography

- ETSI TS 103 267: "SmartM2M; Smart Appliances; Communication Framework".
- ETSI TR 101 584: "Machine-to-Machine communications (M2M); Study on Semantic support for M2M Data".
- ETSI TS 118 101: "oneM2M; Functional Architecture (oneM2M TS-0001)".
- ETSI TS 118 102: "oneM2M; Requirements (oneM2M TS-0002)".

Annex B (informative): Change History

Version	Information about changes
2.1.1	<ul style="list-style-type: none"> • The classes and properties related to how to represent devices in building spaces (such as the <code>saref:BuildingSpace</code> class, <code>saref:BuildingObject</code> class and <code>saref:isLocatedIn</code> property) have been removed from SAREF and incorporated into the SAREF4BLDG extension related to buildings [i.4], including the reuse of the W3C® WGS84 geo positioning vocabulary. • The <code>saref:DeviceCategory</code> and <code>saref:FunctionCategory</code> classes have been removed. Instead, the hierarchy of device categories has been implemented directly as subclasses of the <code>saref:Device</code> class. • The information specific for energy efficiency has been moved to the SAREF4ENER extension. For example, the <code>saref:Profile</code> class has been redefined to accommodate only the properties that are general enough for any type of profile, not only for energy and power. Details on how to specifically model a power profile can be found in the SAREF4ENER extension [i.2]. • The subclasses of the <code>saref:Energy</code> class have been removed (i.e. Average Energy, Maximum Energy, Minimum Energy, Total Energy, HVAC Energy, Hot Water Energy and Lighting Energy). • The <code>saref:Property</code> class has been split into two classes (<code>saref:Property</code> and <code>saref:Measurement</code>), as it is done in the SAREF4ENVI extension in [i.3], in order to properly accommodate the distinction between the concept of property (an observable quality of something) and the concept of measurement (a concrete value observed for a property). • Too restrictive cardinality restrictions have been revised, sometimes making them optional rather than mandatory (better to make properties mandatory in the extensions that specialize SAREF for a specific purpose, rather than restricting SAREF, whose purpose is more general). For example, definitions of units of measurement using an enumeration (<code>owl:oneOf</code>) were too restrictive because they did not allow using other units than those enumerated. Therefore, the individuals of each class are still there, but the <code>owl:oneOf</code> enumeration has been removed. • The <code>saref:UnitOfMeasure</code> subclasses use individuals from the OM ontology for unit of measures (http://www.wurvoc.org/vocabularies/om-1.6/), but this is not the only solution. It has been clarified in the comments that the OM ontology is an example, but other ontologies can be used. • The global restrictions (<code>rdfs:domain</code> and <code>rdfs:range</code>) in object properties have been completely removed not to hinder interoperability. Object properties are now only restricted locally in the classes. • The subclasses of <code>saref:Task</code> have been transformed in individuals. • The <code>saref:hasTask</code> property has been removed from the <code>saref:Profile</code> class to resolve an ambiguity with the <code>saref:Task</code> class.

History

Document history		
V1.1.1	November 2015	Publication
V2.1.1	March 2017	Publication